

Amplifier Replacement

Versions 3.0 to 4.7




Fig. 1




Fig. 2

Description and Use

The amplifier (Figs. 1, 2), located inside the motor box (Fig. 3), is the electronic device that drives all TigerStop machines.

The procedure for removal and replacement of the amplifier is simple to understand, easy to do. The motor box is disassembled, the half that the amplifier is mounted to is removed and replaced, and the box is reassembled. As easy as that!



Fig. 3

Serial Number Information

AMP2C starts with TigerStop serial number **982567**.

Before the use of the internal line filter, an external line filter was sold with most machines.

AMP2C with internal line filter starts with TigerStop serial number **0611226**.

AMP2C with internal line filter starts with TigerFence and TigerCrossCut serial number **0611027**.

Your TigerStop serial number is stamped into the metal of the fence beam on the forward face at the far end. You can also see the serial number on TigerStops version 3.5 or higher by accessing the service menu.

Software Version and Level

```
TigerII 4.60
Sys IIC Lvl 1234
```


Your TigerStop's software version and level are displayed at startup.

Tools Required



3/8" nut driver or socket wrench to remove and replace acorn nuts.

Replacement Instructions



1. Switch Power OFF

2. UNPLUG Power Cord

Fig. 4 - Switch power OFF, and then UNPLUG the machine.



Fig. 5 - Using a 3/8" nut driver or socket to loosen and remove the 4 acorn nuts securing the motor box end cap.




Fig. 6 - Remove the motor box cover, and then slide out the amplifier, so you can detach the cable connections.



Fig. 7 - Disconnect the encoder cable and end sensor wires from the amplifier.




Fig. 8 - Disconnect the motor ground wire from the amplifier.




Fig. 9 - Remove the amplifier and disconnect the red and black power cables. Discard the old amplifier.




Fig. 10 - Slide the replacement amplifier onto the stud bolts. Connect the red and black wires from the motor to the amp: RED to M+, BLACK to M-.




Fig. 11 - Slide the amplifier fully onto the stud bolts. Connect the GREEN ground wire from the motor to the amplifier.




Fig. 12 - Connect the far end sensor wire (the TOP wire) to the contact marked Limit1.



Fig. 13 - Connect the motor end sensor wire (the BOTTOM wire) to the contact marked Limit2.




Fig. 14 - Connect the encoder wire to the contact marked Encoder. Use a snap tie to bind all three wires. Slide the cover back on.





Fig. 15 - Fasten the motor box end cap over the stud bolts, thread the four acorn nuts on, and tighten them down.


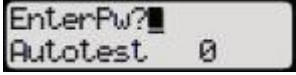

Run Home routine and Auto Test

1. When everything is reassembled, plug the power cord back in.

2. Power up TigerStop, and push  twice to home the machine.

3. Press    to access the Calib* Motion menu.

4. Enter your password and press .

5. Press  repeatedly until you see , enter your password again, and then .

6. **Make sure NOTHING is in the path of the stop!** Press  .

7. TigerStop immediately starts running the auto-test, coursing back and forth between the close and far positions programmed in hot keys 1 to 10.

8. Press  to stop running auto-test.

RGAs Instructions

Repack the damaged amplifier board inside the pink anti-static bag and return it for a possible core credit, following the instructions on the sticker. Place the RGA (Returned Goods Authorization) sticker on the outside of the return package.

Metal contamination of this part voids the core credit! You must return amplifier boards, controllers, or any other electronic parts in the anti-static bag in which the replacements were shipped, using only the original packing foam. **NO CREDIT** will be given for any electronic parts that are not returned in this bag!

KEEP THIS BOX

RGAs# _____

Please return part(s) by ___/___/08 to receive credit.

All goods must be received within 30 days or your credit card/account will be charged.

Use this box to return goods for credit. Please transfer above RGA# if you return in different box.

Ship via UPS or FedEx to:

TigerStop LLC, 12909 NE 95th St., Vancouver, WA 98682



© 2008 TigerStop LLC

TigerStop LLC, Assembly Plant, 12909 NE 95th St.
 Vancouver, WA 98682 USA
 Customer Service 360.448.6102 — Fax 360.260.0755
 Web www.tigerstop.com

TigerStop LLC

Warranty Certificate

TigerStop System Products, TigerStop, TigerFence, TigerCrossCut, TigerRip Fence, Heavy Duty (HD2), TigerTurbo, TigerSaw, Accessory Products and Spare Parts

LIMITED WARRANTY COVERAGE

All new TigerStop LLC machines warranted exclusively by the TigerStop LLC ("Manufacturer") limited warranty as follows: Each TigerStop LLC machine ("Machine") and its components ("Components") is warranted against defects in material and workmanship for a period of twelve (12) months from the date that a machine is enabled by the purchaser or the end user. In the event that a machine is not put into use, enabled within thirty six (36) months from shipment date the warranty shall lapse. If the machine is enabled before thirty six months (36) and after thirty (30) months, the warranty shall be in effect until thirty six (36) months from shipment date. Motors carry a warranty of twelve (12) months. Consumables, such as wear on painted surfaces, are not covered. One year shall constitute a period of 365 days or the equivalent of 2080 hours of production use. The warranty shall be deemed to have elapsed if either the machine is 365 days from enablement or it has been used for greater than 2080 hours, extended warranties notwithstanding. One (1) year extended warranties shall be subject to the same terms of duration as original Warranty. The foregoing is a limited warranty and it is the only warranty by manufacturer. Manufacturer disclaims all other warranties, express or implied, including but not limited to all warranties of merchantability and fitness for a particular purpose.

REPAIR OR REPLACEMENT ONLY: MANUFACTURER'S LIABILITY UNDER THIS AGREEMENT SHALL BE LIMITED TO REPAIRING OR REPLACING, AT THE DISCRETION OF MANUFACTURER, PARTS, OR COMPONENTS.

An additional one-year warranty extension may be purchased from your authorized TigerStop LLC distributor.

LIMITS and EXCLUSIONS of WARRANTY

Except as provided above, buyer agrees that all warranties express or implied, as to any matter whatsoever, including but not limited to warranties of merchantability and fitness for a particular purpose are excluded. Components subject to wear during normal use and over time such as paint, window finish and condition, light bulbs, seals, chip removal system etc., are excluded from this warranty. Factory-specified maintenance procedures must be adhered to and recorded in order to maintain this warranty. This warranty is void if the machine is subjected to mishandling, misuse, neglect, accident, improper installation, poor or improper power conditions, improper maintenance, or improper operation or application, or if the machine was improperly repaired or serviced by the customer or by an unauthorized service technician.

Without limiting the generality of any of the exclusions or limitations described in other paragraphs, manufacturer's warranty does not include any warranty that the machine or components will meet buyer's production specifications or other requirements, or that operation of the machine and components will be uninterrupted or error-free. Manufacturer assumes no responsibility with respect to the use of the Machine and Components by Buyer, and manufacturer shall not incur any liability or Seller to Buyer for any failure in design, production, operation, performance or otherwise of the Machine or Components other than repair or replacement of same as set forth in the Limited Warranty above. Manufacturer is not responsible for any damage to parts, machines, business premises or other property of Buyer, or for any other incidental or consequential damages that may be caused by a malfunction of the Machine or Components.

Peripherals including, but not limited to, computers, printers, communication devices, touch screens and related products sold by TigerStop LLC are warranted within the limitations of the original equipment manufacturer's warranty. TigerStop LLC does not and cannot accept any responsibility or liability for the condition, duration, or extent of such warranties. All customer questions and inquiries about warranties or repair should be directed to the original equipment manufacturer.

ADDITIONAL WARRANTY (SYSTEM PRODUCTS EXCLUSIVELY)

System Products carry a twelve (12) months labor and parts warranty, FOB Vancouver, WA. In the event that a service technician is required to make repairs at customer's place of business, then buyer agrees to prepay all travel costs and to provide prepaid ticket and rental car for a TigerStop LLC technician along with all other expenses incurred by technician. All other terms apply of the warranty certificate. Purchaser agrees that any other technical service provided by a third party is not covered under this warranty.

SPARE PARTS WARRANTY EXCLUSION

Spare parts are warranted for a period of thirty (30) days from shipment date. All other terms of this warranty apply.

LIMITATION OF LIABILITY AND DAMAGES: MANUFACTURER IS NOT LIABLE TO BUYER, SELLER OR ANY CUSTOMER OF BUYER FOR LOSS OF PROFITS, LOST DATA, LOST PRODUCTS, LOSS OF REVENUE, LOSS OF USE, COST OF DOWNTIME, BUSINESS GOOD WILL, OR ANY OTHER INCIDENTAL OR CONSEQUENTIAL DAMAGE, WHETHER IN AN ACTION IN CONTRACT OR TORT, ARISING OUT OF OR RELATED TO THE MACHINE OR COMPONENTS, OTHER PRODUCTS OR SERVICES PROVIDED BY MANUFACTURER OR SELLER, OR THE FAILURE OF PARTS OR PRODUCTS MADE BY USING THE MACHINE OR COMPONENTS, EVEN IF MANUFACTURER OR SELLER HAS BEEN ADVISED OF THE POSSIBILITY OF SUCH DAMAGES. MANUFACTURER'S LIABILITY FOR DAMAGES FOR ANY CAUSE WHATSOEVER SHALL BE LIMITED TO REPAIR OR REPLACEMENT, AT THE DISCRETION OF MANUFACTURER, OF THE DEFECTIVE PARTS, COMPONENTS OR MACHINE.

Buyer has accepted this restriction on its right to recover incidental or consequential damages as part of its bargain with Seller. Buyer realizes and acknowledges that the price of the equipment would be higher if Seller or Manufacturer were required to be responsible for incidental or consequential damages, or punitive damages.

This Warranty Certificate supersedes any and all other agreements, either oral or in this writing, between the parties hereto with respect to the warranties, limitations of liability and/or damages regarding the Machine or Components, and contains all of the covenants and agreements between the parties with respect to such warranties, liability limitations and/or damages. Each party to this Warranty Certificate acknowledges that no representations, inducements, promises, or agreements, orally or otherwise, have been made by any party, or anyone acting on behalf of any party, which are not embodied herein regarding such warranties, liability limitations and/or damages, and that no other agreement, statement, or promise not contained in this Warranty Certificate shall be valid or binding regarding such warranties, liability limitations and damages.

WARNING: TigerStop, TigerFence, TigerCrossCut, TigerRip Fence, Heavy Duty (HD2) and TigerTurbo are machine components intended for use in conjunction with other potentially dangerous machinery. The use of these components does not make that machinery safe. TigerStop LLC's products are not intended to substitute, in any manner, for safety requirements in general, or in conjunction with other machinery. These components must be incorporated into machinery by persons qualified to design safety features to make the machine as safe as possible and to ensure that it meets federal, state and local law with respect to safety and all other regulatory requirements. In addition, TigerStop, TigerStop Heavy Duty 2 (HD2) and TigerTurbo are machine components that should only be operated by qualified persons trained in safe operating procedures. Illustrations of TigerStop, TigerStop Heavy Duty 2 (HD2) and TigerTurbo components in use do not show, and are not intended to show, safety features necessary to make the machinery safe to operate.

TRANSFERABILITY

This warranty is not transferable from the original registered owner to any other party.

Limit of Liability

All rights reserved. The information contained in the TigerStop Manual has been validated and reviewed for accuracy. No patent liability is assumed with respect to the use of the information contained herein. While every precaution has been taken in the preparation of this manual, the manufacturer assumes no responsibility for errors or omissions.

Copyright

No part of this publication may be reproduced, stored in a retrieval system, or transmitted in any form or by any means, electronic, mechanical, photocopying, recording, or otherwise, without the prior written permission of the manufacturer.

Trademark

TigerStop® is a registered trademark of TigerStop LLC.

These specifications are subject to change without notice. (Rev.4: 8/15/2008)