



Tiger Rip™ Fence for Biesemeyer

TRFB

Description


Current Software Version 2.30-1

The TigerRip™ Fence adaptor kit for Biesemeyer automates movement and improves accuracy on table saws fitted with this make of rip fence. The TigerRip™ Fence is a specialized application of the basic TigerStop™. It has all the functionality of the standard machine, although not every function is used in this application.

Biesemeyer Adaptor Kit

The Biesemeyer adaptor kit contains the following components pictured on this page:

- (1) #999 Interlock Assembly
- (1) #0050 Attachment Shaft
- (2) #2778 Support Brackets
- (1) #2779 Fence Bracket
- (1) Rip Fence Hardware Pack
- (1) TigerStop™ Manual 2.30



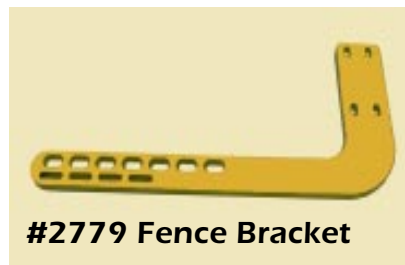
#999 Interlock Assembly




#0050 Attachment Shaft



#2778 Support
Bracket



#2779 Fence Bracket



Hardware Pack & Manual

Biesemeyer Installation

The TigerRip™ Fence adaptor kit for Biesemeyer fences cannot at this time make use of the Universal Adaptor Kit because of the particular style of guide bar. For this reason, it continues to use the special support brackets originally designed for this model. In other respects it is installed and operates the same way as the TRF. The customer typically has to drill and tap only one hole into the body of the fence casting, and two to four holes in the edge of the table top. Normal installation can be achieved in about half a day.



TigerRip™ Fence is installed in parallel to the Biesemeyer guide bar by means of support brackets, with the motor box pointed away from the saw blade. The fence bracket joins to the Biesemeyer lockdown housing, with the pneumatic clamp and shackle positioned so the locking handle can be operated by the TigerRip™ Fence.

TigerStop™ does not take responsibility for nor guarantee that TigerRip™ Fence will fit all models without modification. Always consult the factory before ordering to obtain additional information.